


CODE E2 OR E3 ON THE CONSOLE

A - Checking the connections for the 2 codes :

1 - Disconnect the electrical transformer




2 - Check the connection behind the console




3 - Unscrew the stem tube and lift it



4 - Check the visual condition of the cables (cut, pinched, crushed ...)



5 - Disconnect the connections to check the condition of the pins and reposition them if they are bent



6 - Reconnect the connections

7 - Reposition the stem tube

8 - Screw again



9 - Plug in the transformer again



10 - Test

B - If code E2 and E3 persist :

- Disconnect the electrical transformer from the appliance (leave the other part connected to the electrical socket)
- Wait 5 seconds
- Then connect the electrical transformer to the device
- Renew the operation 5 times in a row