



# OnDaily 700

geonaute

This watch allows you to:

- display information from a sports app on your smartphone,
- measure your daily activity.



## FIRST USE

### 1 Insert a CR 2032 battery (supplied) into the watch.

Refer to the «BATTERY» section on page 4.

### 2 Download the app on your smartphone.

To start using your watch, go to **start.geonaute.com** and download the app: «**Decathlon coach**».

This app allows you to set up and configure the watch (time, date, screens, etc.).

### 3 Connect your watch to your smartphone.

- Press **B** to turn the watch on.
- Activate the Bluetooth function in your smartphone's settings so it can communicate with your watch.
- Launch the app.
- Press **B**.
- Press **B** on the watch to start a search.
- Go to the «Connected watch» menu in your app.
- Follow the app instructions.
- Confirm the connection by pressing **C**.
- The watch is now connected.



### 4 Follow the app instructions.

### 5 To cancel the Bluetooth connection, press B for 2 seconds.

**Note:** the watch does not connect to your smartphone's operating system. Pairing your watch with your smartphone has to be done through the «**Decathlon coach**» application.

## USING IN CONNECTED MODE

The watch has 4 buttons and a touch screen for controlling compatible apps. The functions associated with the various buttons may vary according to the app used. For more information, please refer to the app's user guide.

For a list of compatible apps, go to: <http://start.geonaute.com>

### 1 Connect your watch to your smartphone.

- Launch the app.
- Press **B** for 2 seconds.
- Press **B** on the watch to start a search.
- Follow the app instructions.
- Confirm the connection by pressing **C**.
- The watch is now connected.



### 2 To cancel the Bluetooth connection, press B for 2 s.

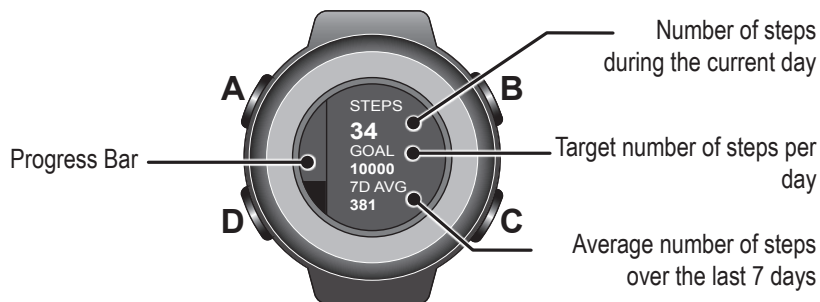
## USING THE ACTIVITY TRACKER

The activity tracker measures data for running and walking activities on flat, hard ground. Data accuracy is reduced by gradients.

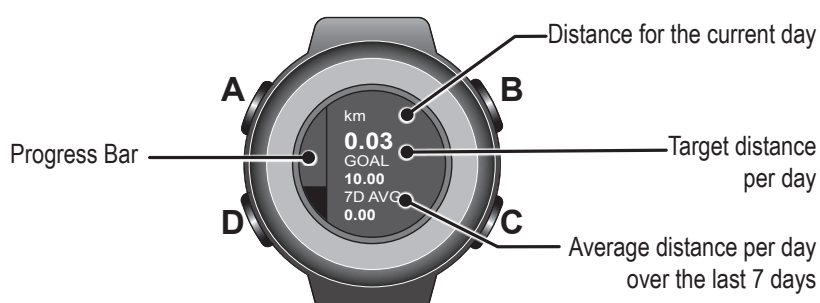
The progress bar on the left of the screen fills up during the day based on the target as defined in the smartphone app.

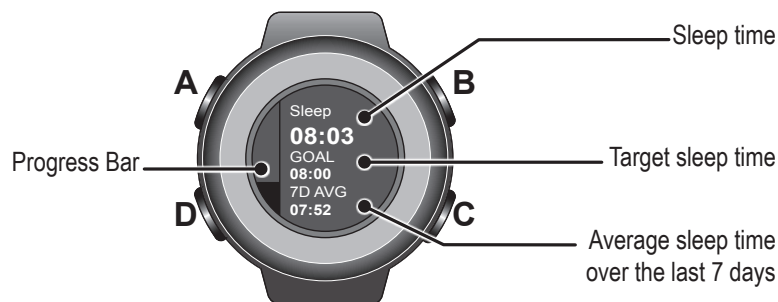
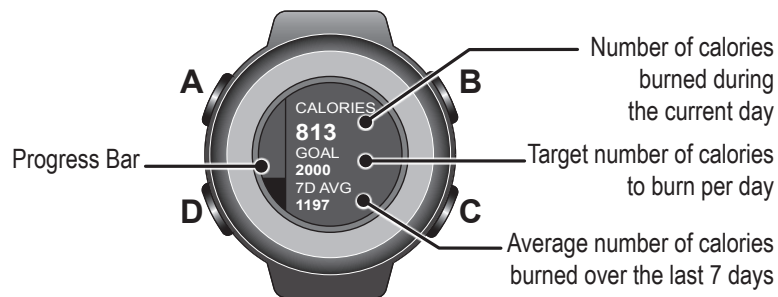
The watch displays activity data for the last 7 days. Data which is more than 7 days old is automatically deleted.

### 1 To view the number of steps, press A from the time screen.



### 2 To access other information (distance, calories, sleep), press A repeatedly.





To activate the sleep time monitor:

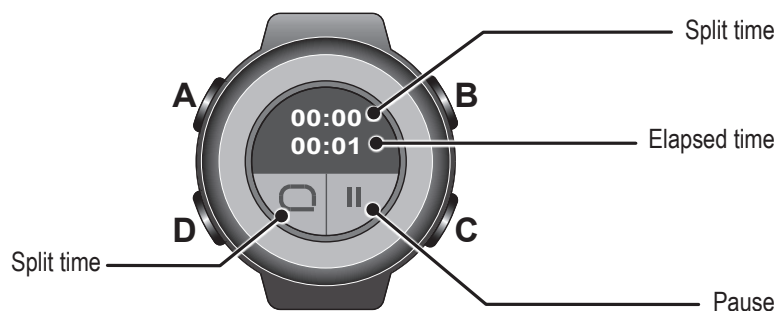
- Press **B** for 2 seconds from the time screen.
- Press **A** to activate.
- To stop the monitor, press **C** or **D**.

## USING THE STOPWATCH

The stopwatch function does not require a connection with a smartphone to operate.

To use the stopwatch:

- 1 - Press **B** for 2 seconds from the time screen.
- 2 - Press **C** to access the stopwatch.
- 3 - Start the stopwatch: press **C** or **D**.
- 4 - To take a split time, press **D**.
- 5 - To pause, press **C**.
- 6 - Zero rest: press **D** twice.
- 7 - To return to the time screen, press any button for 2 seconds.



## UPDATING

Once connected to the «**Decathlon coach**» app, the watch automatically configures the date and time based on the time zone for your phone. You will automatically receive software update notifications as soon as they are available.

We recommend that you regularly connect your watch to the «**Decathlon coach**» app.

## BATTERY

The watch uses a CR2032 3V battery.

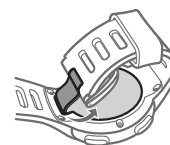
The battery has a service life of around 4 to 6 months.

**Note:** the service life of the battery varies according to the use of the watch.

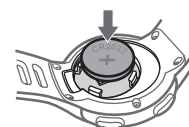
The watch will warn you when the battery needs replacing.



To replace the battery, simply open the cover on the back of the watch.



Insert the battery with the positive terminal facing upwards, then replace the battery cover.



**Note:** before closing the cover, check that the seal is correctly inserted into the groove.

**Note:** when closing the battery cover, check that it is correctly aligned in each corner. Then press the cover to fasten it (wait for a click).

## WATERPROOF RATING

This watch has is rated IPX7 for waterproofing: it is splash resistant (rain).

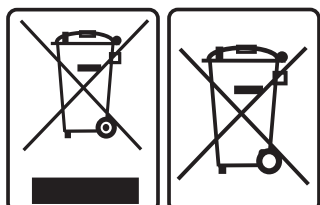
This product should not be used for swimming or when showering.

## WARRANTY

Product guaranteed for 2 years of normal use.

The warranty does not cover:

- damage resulting from misuse, from a failure to respect the precautions for use, from accidents, from improper maintenance or from commercial use of the product.
- damage resulting from repairs carried out by persons not authorised by DECATHLON.
- batteries, cracked or broken casings or showing evidence of impacts.



The 'crossed-out dustbin' symbol indicates that this product and the batteries it contains cannot be disposed of with household waste. They must be disposed of via selective waste sorting.

The product and batteries must be recycled at a collection point at end of life. Recycling your electronic waste protects the environment and your health.

# GEONAUTe

Made in China

Fabricado na China

Произведено в Китае

İmal edildiği yer Çin

中国 制造

中國 製造

TURKSPORT Spor Ürünleri Sanayi ve Ticaret Ltd.  
ŞtiOsmaniye Mahallesi Çobançeşme KoşuyoluBulvarı  
No: 3 Marmara Forum Garden Office 0B Blok 01  
Bakırköy 34146 İstanbul, TURKEY

## DECATHLON

### DECATHLON

4 Boulevard de Mons - BP 299  
59665 Villeneuve d'Ascq cedex - France

